

# First Response C&C - Quick Start Guide

## OVERVIEW

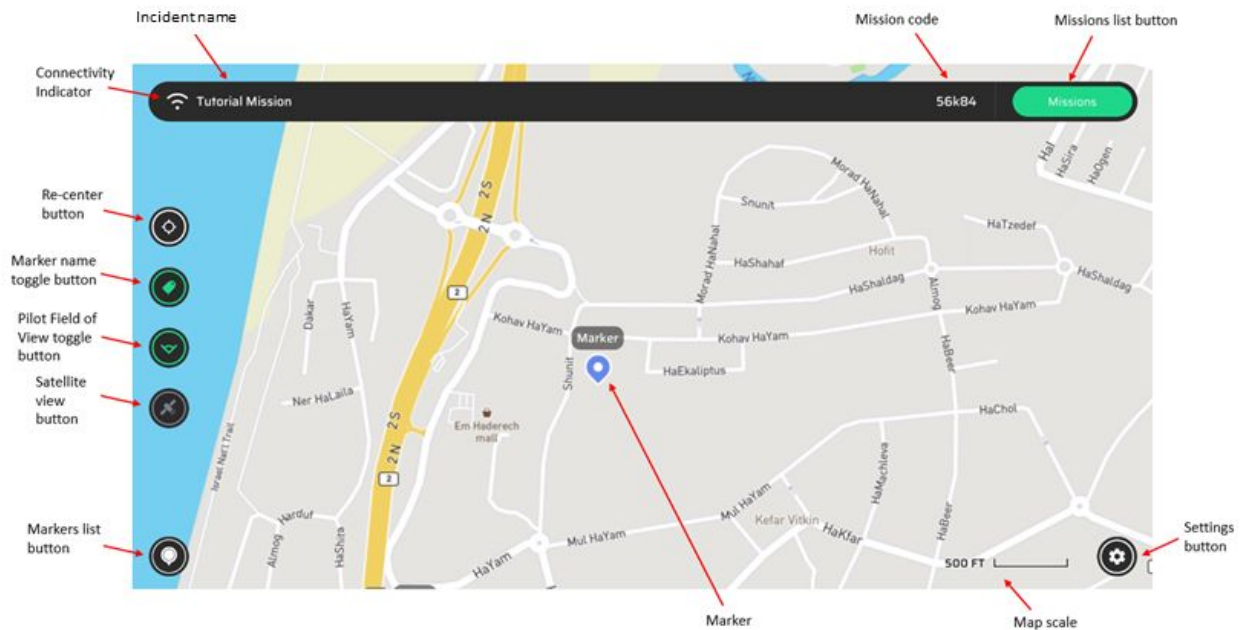
First Response C&C is a command and control software that allows incident command to monitor and guide drone incidents by tracking their location and the locations of markers they place on a map. Commanders are able to create and share these markers in order to guide or point drone pilots to specific locations.

## INSTALLATION

First Response C&C is delivered via Edgybees as an install file. To install the app, simply click on the file and follow the installation instructions.

First Response C&C works on any 64-bit Windows 10 PC and requires Internet connectivity.

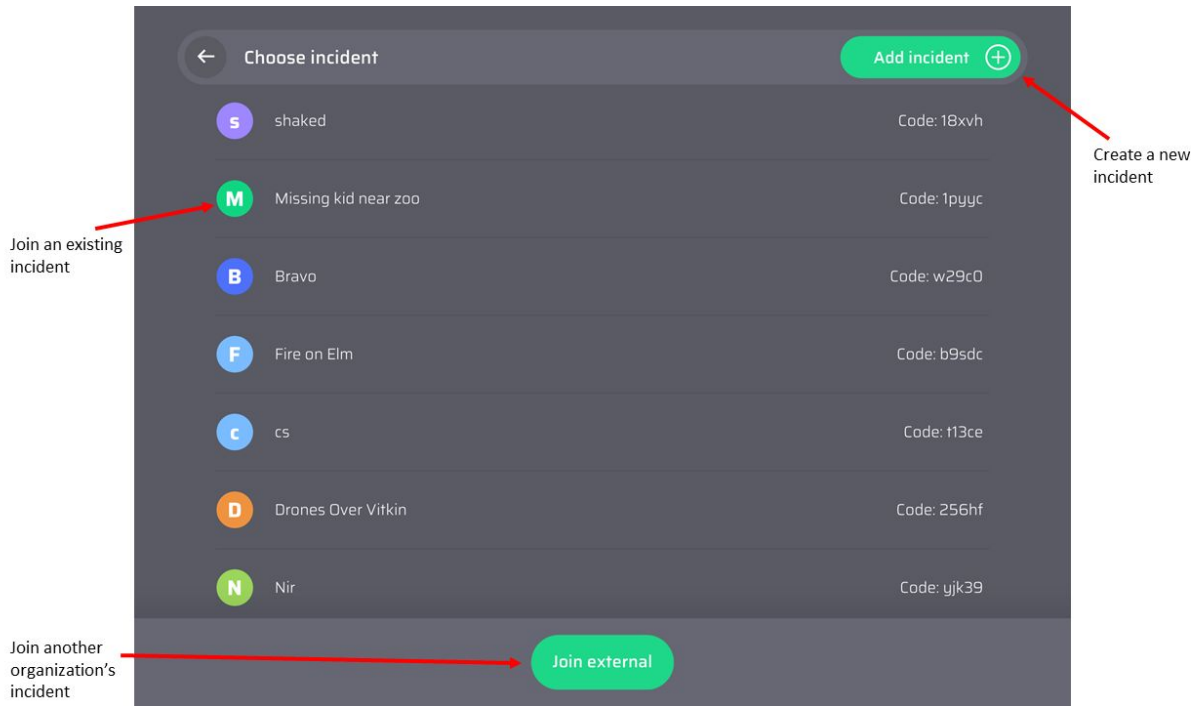
## DISPLAYS



## INCIDENTS

Incidents are sessions of First Response in which all activities - marker drops, drone positions and camera orientations - are shared between all the participants of the incident. Multiple pilots as well as incident command viewers can participate in an incident, allowing them to communicate and collaborate quickly and effectively using the software's tools.

Users can either create new incidents or join an existing one:

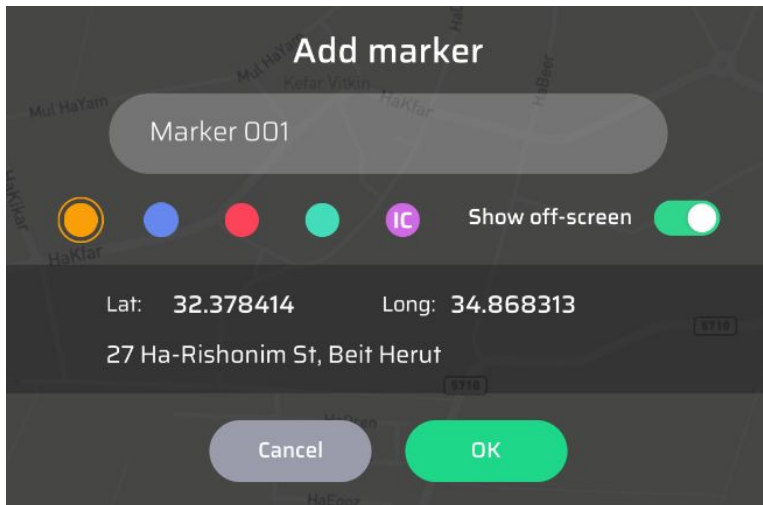


Note that the incident list will include the 200 most recent incidents.

## MARKERS

There are 4 types of markers - custom (user created), drone, tracker and home (the drone takeoff location). Home markers can be viewed only by their pilot, so they are not visible. All other markers can be viewed (in case of drone and tracker markers) or edited/deleted (in case of custom markers) by any participant in the incident including C&C.

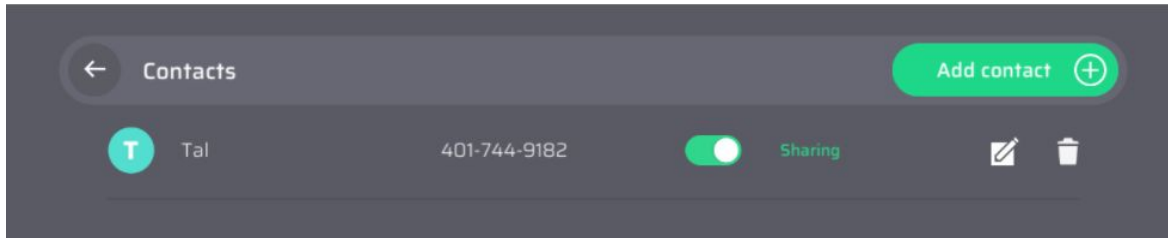
To add a custom marker, long-tap on a location on the map where you want the marker to appear, and edit the marker info:



Long tap on an existing custom marker to edit or delete it. Long tap on a drone or tracker marker to view its details:


## MARKERS SHARING

First Response C&C allows users to quickly and simply send marker data to phones through SMS text messages. In order to do so, first create contacts who can receive the data, by opening the Contacts list from Settings, tapping on Add contact and entering the contacts' information.



Before starting an incident, turn Sharing on for each contact that you want to share markers with.

To share a marker, tap on share arrow in the Add marker or Edit marker window:



## INTERNET CONNECTIVITY

The First Response C&C app requires Internet connectivity for creating or joining an incident and for sharing incident data with other people in the incident. Therefore, if you don't have Internet connectivity you will not be able to use this app.